

Kx Beschichtet
Kx coated

5 1040
HSS-DMo5
(M2)-DIN
1.3343



ANWENDUNG ·
APPLICATION

Stahl Steel	Alu Alu	Kupfer, Kupfer- legierungen Copper, copper alloys	Zinklegierung Zinc alloy
< 800 N			

Siehe ab Seite 1121
See from page 1121



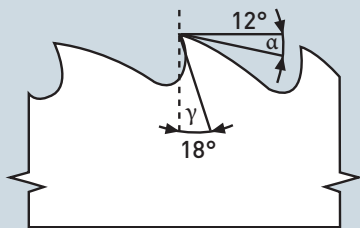
Für Stähle/Edelstähle ≤ 800 N/mm²
Aluminium, Kupfer, Messing

HSS-DMo5: Hochlegierter Schnellarbeitsstahl mit Wolfram-, Vanadium- und Molybdänanteil für:
– Sehr gute mechanische Eigenschaften und hervorragende Festigkeit mit einer Härte von 64 ± 1HRC.


Kx Beschichtung: Ergibt generell weitaus höhere Standzeiten als Dampf-behandelte Blätter (siehe Art. 5 1000).

Weiterhin:
– Gute Widerstandsfähigkeit bei hohen Bearbeitungstemperaturen. Daher geeignet auch bei ungenügender Kühlung, Minimalschmierung, Sprühnebelschmierung.
– Durch geringen Reibungskoeffizient (0,45) und hoher Oberflächenhärte von 3500 HV sind höhere Schnittgeschwindigkeiten möglich. Daher ideal für automatische Maschinen.

Zahnwinkel



ZAHNFORMEN



SEITENSCHLAG

∅ 200–225 = 0,15
∅ 250–300 = 0,20
∅ 315–400 = 0,25
∅ 425–450 = 0,30
∅ 500 = 0,35

Reduzierter Seitenschlag
auf Anfrage

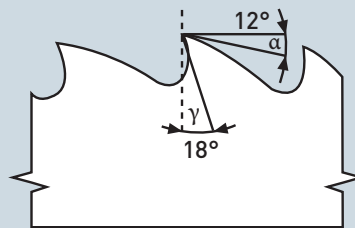
For steel/stainless steel ≤ 800 N/mm²
Aluminum, copper, brass

HSS-DMo5: High-speed steel which includes vanadium, wolfram and Molybdenum. This results to:
– Very good mechanical characteristics and excellent strength with a hardness of 64 ± 1HRC.

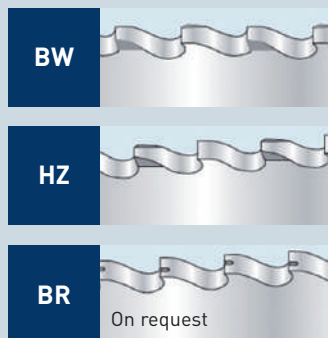
Kx coating: Provides much longer tool life than steam treated blades (see Art. 5 1000).

Furthermore:
– High resistance in high work temperatures. Therefore ideal also in cuts with insufficient cooling, minimal cooling, spray oil (mist).
– Due to low friction coefficient (0,45) and high surface hardness of 3500 HV suitable for higher cutting speed. Therefore ideal for automatic machines.

Cutting angles



TOOTH SHAPE



SIDE RUNOUT

∅ 200–225 = 0,15
∅ 250–300 = 0,20
∅ 315–400 = 0,25
∅ 425–450 = 0,30
∅ 500 = 0,35

Reduced side runout
on request

Film
Movie



Anwendung siehe Seite
Application see page

						1116	1117	1118	1119
						5 1000 HSS-DMo5 Dampfbehandelt Steam treated	5 1040 HSS-DMo5 Kx-Beschichtet Kx-coated	5 1300 HSS-Co5 Dampfbehandelt Steam treated	5 1340 HSS-Co5 Kx-Beschichtet Kx-coated
						Art.	Art.	Art.	Art.
200	1,2	32	0	2-8-45+2-9-50+2-11-63	● 5 1000 200 010	-	-	-	
200	1,2	32	200 BW	2-8-45+2-9-50+2-11-63	● 5 1000 200 020	-	-	-	
200	1,2	32	160 BW	2-8-45+2-9-50+2-11-63	● 5 1000 200 030	-	-	-	
200	1,2	32	140 BW	2-8-45+2-9-50+2-11-63	⊗ 5 1000 200 040	-	-	-	
200	1,6	32	0	2-8-45+2-9-50+2-11-63	● 5 1000 200 050	-	-	-	
200	1,6	32	200 BW	2-8-45+2-9-50+2-11-63	● 5 1000 200 060	-	-	-	
200	1,6	32	160 BW	2-8-45+2-9-50+2-11-63	● 5 1000 200 070	-	-	-	
200	1,6	32	100 HZ	2-8-45+2-9-50+2-11-63	● 5 1000 200 080	-	-	-	
200	1,8	32	0	2-8-45+2-9-50+2-11-63	● 5 1000 200 090	-	-	-	
200	1,8	32	200 BW	2-8-45+2-9-50+2-11-63	● 5 1000 200 100	-	-	-	
200	1,8	32	160 BW	2-8-45+2-9-50+2-11-63	● 5 1000 200 110	-	-	-	
200	2,0	32	0	2-8-45+2-9-50+2-11-63	● 5 1000 200 130	-	-	-	
200	2,0	32	200 BW	2-8-45+2-9-50+2-11-63	● 5 1000 200 140	-	-	-	
200	2,0	32	160 BW	2-8-45+2-9-50+2-11-63	● 5 1000 200 150	-	-	-	
200	2,0	32	130 BW	2-8-45+2-9-50+2-11-63	● 5 1000 200 160	-	-	-	
200	2,0	32	100 HZ	2-8-45+2-9-50+2-11-63	● 5 1000 200 170	-	-	-	
200	2,0	32	0	-	⊗ 5 1000 200 180	-	-	-	
200	2,0	32	200 BW	-	⊗ 5 1000 200 190	-	-	-	
200	2,0	32	160 BW	-	-	-	-	-	
200	2,0	32	130 BW	-	⊗ 5 1000 200 210	-	-	-	
200	2,0	32	100 HZ	-	⊗ 5 1000 200 220	-	-	-	
210	2,0	32	0	2-8-45+2-9-50+2-11-63	-	-	⊗ 5 1300 210 010	-	
210	2,0	32	210 BW	2-8-45+2-9-50+2-11-63	⊗ 5 1000 210 020	-	-	-	
210	2,0	32	160 BW	2-8-45+2-9-50+2-11-63	-	-	⊗ 5 1300 210 025	-	
210	2,0	32	120 HZ	2-8-45+2-9-50+2-11-63	-	⊗ 5 1040 210 027	-	-	
210	2,0	40	0	2-8-55 + 4-11-63	⊗ 5 1000 210 030	-	⊗ 5 1300 210 030	-	
210	2,0	40	160 BW	2-8-55 + 4-11-63	⊗ 5 1000 210 040	-	-	-	
225	1,2	32	0	2-8-45+2-9-50+2-11-63	● 5 1000 225 010	-	-	-	
225	1,2	32	220 BW	2-8-45+2-9-50+2-11-63	● 5 1000 225 020	-	-	-	
225	1,2	32	180 BW	2-8-45+2-9-50+2-11-63	⊗ 5 1000 225 030	-	-	-	
225	1,2	32	160 BW	2-8-45+2-9-50+2-11-63	● 5 1000 225 040	-	-	-	
225	1,6	32	0	2-8-45+2-9-50+2-11-63	● 5 1000 225 050	-	-	-	
225	1,6	32	220 BW	2-8-45+2-9-50+2-11-63	● 5 1000 225 060	-	-	-	
225	1,6	32	180 BW	2-8-45+2-9-50+2-11-63	● 5 1000 225 070	-	-	-	
225	1,6	32	160 BW	2-8-45+2-9-50+2-11-63	● 5 1000 225 080	-	-	-	
225	1,6	32	120 HZ	2-8-45+2-9-50+2-11-63	● 5 1000 225 090	-	-	-	
225	1,6	40	0	2-8-55 + 4-11-63	⊗ 5 1000 225 100	-	⊗ 5 1300 225 100	-	
225	1,6	40	180 BW	2-8-55 + 4-11-63	⊗ 5 1000 225 110	-	-	-	
225	1,6	40	120 HZ	2-8-55 + 4-11-63	⊗ 5 1000 225 120	-	-	-	
225	2,0	32	0	2 NL REMS/Roller	⊗ 5 1000 225 130	-	-	-	
225	2,0	32	220 BW	2 NL REMS/Roller	⊗ 5 1000 225 140	-	-	-	
225	2,0	32	180 BW	2 NL REMS/Roller	⊗ 5 1000 225 150	⊗ 5 1040 225 150	⊗ 5 1300 225 150	-	
225	2,0	32	120 HZ	2 NL REMS/Roller	⊗ 5 1000 225 160	⊗ 5 1040 225 160	-	-	
225	2,0	32	0	2-8-45+2-9-50+2-11-63	● 5 1000 225 170	-	● 5 1300 225 170	-	
225	2,0	32	220 BW	2-8-45+2-9-50+2-11-63	● 5 1000 225 180	● 5 1040 225 180	● 5 1300 225 180	-	
225	2,0	32	180 BW	2-8-45+2-9-50+2-11-63	● 5 1000 225 190	● 5 1040 225 190	● 5 1300 225 190	-	
225	2,0	32	160 HZ	2-8-45+2-9-50+2-11-63	● 5 1000 225 200	● 5 1040 225 200	● 5 1300 225 200	-	
225	2,0	32	120 HZ	2-8-45+2-9-50+2-11-63	● 5 1000 225 210	● 5 1040 225 210	● 5 1300 225 210	-	
225	2,0	32	90 BW	2-8-45+2-9-50+2-11-63	⊗ 5 1000 225 220	-	-	-	
225	2,0	32	0	4-9-50 + 4-11-63	⊗ 5 1000 225 230	-	-	-	
225	2,0	32	220 BW	4-9-50 + 4-11-63	-	-	-	-	
225	2,0	32	160 BW	4-9-50 + 4-11-63	⊗ 5 1000 225 250	-	-	-	
225	2,0	32	120 BW	4-9-50 + 4-11-63	⊗ 5 1000 225 260	-	-	-	
225	2,0	32	90 HZ	4-9-50 + 4-11-63	⊗ 5 1000 225 270	-	-	-	
225	2,0	40	0	2-8-55 + 4-11-63	⊗ 5 1000 225 280	-	⊗ 5 1300 225 280	-	
225	2,0	40	220 BW	2-8-55 + 4-11-63	⊗ 5 1000 225 290	⊗ 5 1040 225 290	-	-	

⊗ Sonderpreis / Sale Artikel. Lieferbar solange Vorrat. Special price / sale article. While stocks last.

Weitere Abmessungen auf Anfrage / Other dimensions are available on request



Karnasch® METALLKREISSÄGEBLÄTTER METAL CIRCULAR SAW BLADES

Anwendung siehe Seite
Application see page

1116



1117



1118



1119



					5 1000		5 1040		5 1300		5 1340						
					HSS-DMo5 Dampfbehandelt Steam treated		HSS-DMo5 Kx-Beschichtet Kx-coated		HSS-Co5 Dampfbehandelt Steam treated		HSS-Co5 Kx-Beschichtet Kx-coated						
					Art.		Art.		Art.		Art.						
					225	2,0	40	180 BW	2-8-55 + 4-11-63	% 5 1000 225 300		% 5 1040 225 300		-		-	
					225	2,0	40	160 BW	2-8-55 + 4-11-63	% 5 1000 225 310		% 5 1040 225 310		% 5 1300 225 310		-	
					225	2,0	40	120 HZ	2-8-55 + 4-11-63	-		% 5 1040 225 320		% 5 1300 225 320		-	
					225	2,0	40	90 HZ	2-8-55 + 4-11-63	% 5 1000 225 330		% 5 1040 225 330		-		-	
					225	2,5	32	0	2-8-45+2-9-50+2-11-63	% 5 1000 225 340		-		-		-	
					225	2,5	32	220 BW	2-8-45+2-9-50+2-11-63	-		-		-		-	
					225	2,5	32	160 BW	2-8-45+2-9-50+2-11-63	-		-		-		-	
					225	2,5	32	120 HZ	2-8-45+2-9-50+2-11-63	% 5 1000 225 370		-		-		-	
					225	2,5	32	90 HZ	2-8-45+2-9-50+2-11-63	% 5 1000 225 380		-		-		-	
					225	2,5	40	0	2-8-55 + 4-11-63	% 5 1000 225 390		-		-		-	
					225	2,5	40	220 BW	2-8-55 + 4-11-63	% 5 1000 225 400		-		-		-	
					225	2,5	40	120 HZ	2-8-55 + 4-11-63	-		-		-		-	
					250	1,2	32	0	2-8-45+2-9-50+2-11-63	● 5 1000 250 010		-		● 5 1300 250 010		-	
					250	1,2	32	240 BW	2-8-45+2-9-50+2-11-63	● 5 1000 250 020		-		-		-	
					250	1,2	32	200 BW	2-8-45+2-9-50+2-11-63	● 5 1000 250 030		-		-		-	
					250	1,2	32	180 BW	2-8-45+2-9-50+2-11-63	● 5 1000 250 040		-		-		-	
					250	1,2	32	160 BW	2-8-45+2-9-50+2-11-63	● 5 1000 250 050		-		-		-	
					250	1,6	32	0	2-8-45+2-9-50+2-11-63	● 5 1000 250 060		-		● 5 1300 250 060		-	
					250	1,6	32	240 BW	2-8-45+2-9-50+2-11-63	● 5 1000 250 070		-		-		-	
					250	1,6	32	200 BW	2-8-45+2-9-50+2-11-63	● 5 1000 250 080		-		-		-	
					250	1,6	32	180 BW	2-8-45+2-9-50+2-11-63	● 5 1000 250 090		-		-		-	
					250	1,6	32	160 BW	2-8-45+2-9-50+2-11-63	% 5 1000 250 100		-		-		-	
					250	1,6	32	128 HZ	2-8-45+2-9-50+2-11-63	● 5 1000 250 110		-		-		-	
					250	1,6	40	0	2-8-55 + 4-12-64	% 5 1000 250 120		-		-		-	
					250	2,0	32	0	2-8-45+2-9-50+2-11-63	● 5 1000 250 150		-		● 5 1300 250 150		-	
					250	2,0	32	240 BW	2-8-45+2-9-50+2-11-63	● 5 1000 250 160		● 5 1040 250 160		● 5 1300 250 160		● 5 1340 250 160	
					250	2,0	32	200 BW	2-8-45+2-9-50+2-11-63	● 5 1000 250 170		● 5 1040 250 170		● 5 1300 250 170		● 5 1340 250 170	
					250	2,0	32	180 BW	2-8-45+2-9-50+2-11-63	● 5 1000 250 180		● 5 1040 250 180		● 5 1300 250 180		● 5 1340 250 180	
					250	2,0	32	160 BW	2-8-45+2-9-50+2-11-63	● 5 1000 250 190		● 5 1040 250 190		● 5 1300 250 190		-	
					250	2,0	32	140 BW	2-8-45+2-9-50+2-11-63	% 5 1000 250 200		-		-		-	
					250	2,0	32	128 HZ	2-8-45+2-9-50+2-11-63	● 5 1000 250 210		● 5 1040 250 210		● 5 1300 250 210		-	
					250	2,0	32	100 HZ	2-8-45+2-9-50+2-11-63	● 5 1000 250 220		% 5 1040 250 220		● 5 1300 250 220		-	
					250	2,0	32	0	4-9-50 + 4-11-63	% 5 1000 250 230		-		% 5 1300 250 230		-	
					250	2,0	32	200 BW	4-9-50 + 4-11-63	-		-		-		-	
					250	2,0	32	100 HZ	4-9-50 + 4-11-63	-		-		-		-	
					250	2,0	40	0	2-8-55 + 4-12-64	● 5 1000 250 280		-		● 5 1300 250 280		-	
					250	2,0	40	240 BW	2-8-55 + 4-12-64	● 5 1000 250 290		● 5 1040 250 290		● 5 1300 250 290		● 5 1340 250 290	
					250	2,0	40	200 BW	2-8-55 + 4-12-64	● 5 1000 250 300		● 5 1040 250 300		● 5 1300 250 300		● 5 1340 250 300	
					250	2,0	40	180 BW	2-8-55 + 4-12-64	% 5 1000 250 310		● 5 1040 250 310		● 5 1300 250 310		● 5 1340 250 310	
					250	2,0	40	160 BW	2-8-55 + 4-12-64	● 5 1000 250 320		● 5 1040 250 320		● 5 1300 250 320		-	
					250	2,0	40	128 HZ	2-8-55 + 4-12-64	● 5 1000 250 330		● 5 1040 250 330		● 5 1300 250 330		-	
					250	2,0	40	100 HZ	2-8-55 + 4-12-64	● 5 1000 250 340		● 5 1040 250 340		● 5 1300 250 340		-	
					250	2,5	32	0	2-8-45+2-9-50+2-11-63	● 5 1000 250 350		-		● 5 1300 250 350		-	
					250	2,5	32	240 BW	2-8-45+2-9-50+2-11-63	● 5 1000 250 360		% 5 1040 250 360		% 5 1300 250 360		● 5 1340 250 360	
					250	2,5	32	200 BW	2-8-45+2-9-50+2-11-63	● 5 1000 250 370		% 5 1040 250 370		● 5 1300 250 370		● 5 1340 250 370	
					250	2,5	32	160 BW	2-8-45+2-9-50+2-11-63	● 5 1000 250 380		● 5 1040 250 380		● 5 1300 250 380		● 5 1340 250 380	
					250	2,5	32	128 HZ	2-8-45+2-9-50+2-11-63	● 5 1000 250 390		● 5 1040 250 390		● 5 1300 250 390		-	
					250	2,5	32	100 HZ	2-8-45+2-9-50+2-11-63	● 5 1000 250 400		% 5 1040 250 400		● 5 1300 250 400		-	
					250	2,5	32	0	4-9-50 + 4-11-63	% 5 1000 250 410		-		-		-	
					250	2,5	32	128 HZ	4-9-50 + 4-11-63	% 5 1000 250 420		-		-		-	
					250	2,5	32	100 HZ	4-9-50 + 4-11-63	% 5 1000 250 430		-		-		-	
					250	2,5	40	0	2-8-55 + 4-12-64	● 5 1000 250 440		-		● 5 1300 250 440		-	
					250	2,5	40	240 BW	2-8-55 + 4-12-64	● 5 1000 250 450		% 5 1040 250 450		% 5 1300 250 450		-	
					250	2,5	40	200 BW	2-8-55 + 4-12-64	● 5 1000 250 460		% 5 1040 250 460		● 5 1300 250 460		-	
					250	2,5	40	160 BW	2-8-55 + 4-12-64	● 5 1000 250 470		% 5 1040 250 470		● 5 1300 250 470		-	
					250	2,5	40	128 HZ	2-8-55 + 4-12-64	● 5 1000 250 480		% 5 1040 250 480		● 5 1300 250 480		-	

% Sonderpreis / Sale Artikel. Lieferbar solange Vorrat. Special price / sale article. While stocks last.

Weitere Abmessungen auf Anfrage · Other dimensions are available on request

Anwendung siehe Seite
Application see page

					1116	1117	1118	1119
					5 1000 HSS-DMo5 Dampfbehandelt Steam treated	5 1040 HSS-DMo5 Kx-Beschichtet Kx-coated	5 1300 HSS-Co5 Dampfbehandelt Steam treated	5 1340 HSS-Co5 Kx-Beschichtet Kx-coated
					Art.	Art.	Art.	Art.
					% 5 1000 250 490	% 5 1040 250 490	% 5 1300 250 490	-
250	2,5	40	100 HZ	2-8-55 + 4-12-64	• 5 1000 275 010	-	• 5 1300 275 010	-
275	1,6	32	0	2-8-45+2-9-50+2-11-63	% 5 1000 275 020	-	-	-
275	1,6	32	280 BW	2-8-45+2-9-50+2-11-63	• 5 1000 275 030	-	-	-
275	1,6	32	220 BW	2-8-45+2-9-50+2-11-63	• 5 1000 275 040	-	-	-
275	2,0	32	0	2-8-45+2-9-50+2-11-63	• 5 1000 275 050	-	• 5 1300 275 050	-
275	2,0	32	280 BW	2-8-45+2-9-50+2-11-63	• 5 1000 275 060	• 5 1040 275 060	• 5 1300 275 060	• 5 1340 275 060
275	2,0	32	220 BW	2-8-45+2-9-50+2-11-63	• 5 1000 275 070	• 5 1040 275 070	• 5 1300 275 070	• 5 1340 275 070
275	2,0	32	200 BW	2-8-45+2-9-50+2-11-63	• 5 1000 275 080	• 5 1040 275 080	• 5 1300 275 080	• 5 1340 275 080
275	2,0	32	180 BW	2-8-45+2-9-50+2-11-63	• 5 1000 275 090	• 5 1040 275 090	% 5 1300 275 090	-
275	2,0	32	160 BW	2-8-45+2-9-50+2-11-63	• 5 1000 275 100	% 5 1040 275 100	% 5 1300 275 100	-
275	2,0	32	140 HZ	2-8-45+2-9-50+2-11-63	• 5 1000 275 110	% 5 1040 275 110	• 5 1300 275 110	-
275	2,0	32	110 HZ	2-8-45+2-9-50+2-11-63	• 5 1000 275 120	% 5 1040 275 120	• 5 1300 275 120	-
275	2,0	32	0	4-9-50 + 4-11-63	-	-	-	-
275	2,0	32	220 BW	4-9-50 + 4-11-63	-	-	-	-
275	2,0	32	160 BW	4-9-50 + 4-11-63	• 5 1000 275 160	-	-	-
275	2,0	32	140 HZ	4-9-50 + 4-11-63	-	-	-	-
275	2,0	32	110 HZ	4-9-50 + 4-11-63	-	-	-	-
275	1,6	40	0	2-8-55 + 4-12-64	• 5 1000 275 190	-	• 5 1300 275 190	-
275	1,6	40	280 BW	2-8-55 + 4-12-64	• 5 1000 275 200	-	-	-
275	1,6	40	220 BW	2-8-55 + 4-12-64	% 5 1000 275 210	-	-	-
275	1,6	40	180 BW	2-8-55 + 4-12-64	• 5 1000 275 220	-	-	-
275	2,0	40	0	2-8-55 + 4-12-64	• 5 1000 275 230	-	• 5 1300 275 230	-
275	2,0	40	280 BW	2-8-55 + 4-12-64	• 5 1000 275 240	% 5 1040 275 240	• 5 1300 275 240	• 5 1340 275 240
275	2,0	40	220 BW	2-8-55 + 4-12-64	• 5 1000 275 250	• 5 1040 275 250	• 5 1300 275 250	-
275	2,0	40	200 BW	2-8-55 + 4-12-64	% 5 1000 275 260	% 5 1040 275 260	• 5 1300 275 260	-
275	2,0	40	180 BW	2-8-55 + 4-12-64	% 5 1000 275 270	% 5 1040 275 270	% 5 1300 275 270	-
275	2,0	40	160 BW	2-8-55 + 4-12-64	• 5 1000 275 280	% 5 1040 275 280	% 5 1300 275 280	-
275	2,0	40	140 HZ	2-8-55 + 4-12-64	• 5 1000 275 290	• 5 1040 275 290	% 5 1300 275 290	-
275	2,5	32	0	2-8-45+2-9-50+2-11-63	• 5 1000 275 300	-	• 5 1300 275 300	-
275	2,5	32	280 BW	2-8-45+2-9-50+2-11-63	• 5 1000 275 310	% 5 1040 275 310	• 5 1300 275 310	• 5 1340 275 310
275	2,5	32	220 BW	2-8-45+2-9-50+2-11-63	• 5 1000 275 320	• 5 1040 275 320	• 5 1300 275 320	• 5 1340 275 320
275	2,5	32	180 BW	2-8-45+2-9-50+2-11-63	• 5 1000 275 330	• 5 1040 275 330	• 5 1300 275 330	• 5 1340 275 330
275	2,5	32	160 BW	2-8-45+2-9-50+2-11-63	• 5 1000 275 340	% 5 1040 275 340	• 5 1300 275 340	-
275	2,5	32	140 HZ	2-8-45+2-9-50+2-11-63	• 5 1000 275 350	• 5 1040 275 350	• 5 1300 275 350	-
275	2,5	32	120 HZ	2-8-45+2-9-50+2-11-63	-	-	-	-
275	2,5	32	110 HZ	2-8-45+2-9-50+2-11-63	-	-	-	-
275	2,5	32	90 HZ	2-8-45+2-9-50+2-11-63	-	-	-	-
275	2,5	32	0	4-9-50 + 4-11-63	% 5 1000 275 380	-	-	-
275	2,5	32	280 BW	4-9-50 + 4-11-63	-	-	-	-
275	2,5	32	220 BW	4-9-50 + 4-11-63	-	-	-	-
275	2,5	32	160 BW	4-9-50 + 4-11-63	% 5 1000 275 420	-	-	-
275	2,5	32	140 HZ	4-9-50 + 4-11-63	-	-	-	-
275	2,5	32	120 HZ	4-9-50 + 4-11-63	% 5 1000 275 440	-	-	-
275	2,5	32	110 HZ	4-9-50 + 4-11-63	% 5 1000 275 450	-	-	-
275	2,5	32	90 HZ	4-9-50 + 4-11-63	% 5 1000 275 460	-	-	-
275	2,5	40	0	2-8-55 + 4-12-64	• 5 1000 275 470	-	• 5 1300 275 470	-
275	2,5	40	280 BW	2-8-55 + 4-12-64	• 5 1000 275 480	• 5 1040 275 480	• 5 1300 275 480	• 5 1340 275 480
275	2,5	40	220 BW	2-8-55 + 4-12-64	• 5 1000 275 490	• 5 1040 275 490	• 5 1300 275 490	• 5 1340 275 490
275	2,5	40	180 BW	2-8-55 + 4-12-64	• 5 1000 275 500	• 5 1040 275 500	• 5 1300 275 500	• 5 1340 275 500
275	2,5	40	160 BW	2-8-55 + 4-12-64	• 5 1000 275 510	• 5 1040 275 510	• 5 1300 275 510	-
275	2,5	40	140 HZ	2-8-55 + 4-12-64	• 5 1000 275 520	• 5 1040 275 520	• 5 1300 275 520	-
275	2,5	40	120 HZ	2-8-55 + 4-12-64	• 5 1000 275 530	-	-	-
275	2,5	40	110 HZ	2-8-55 + 4-12-64	• 5 1000 275 540	-	-	-
275	2,5	40	90 HZ	2-8-55 + 4-12-64	• 5 1000 275 550	-	-	-
275	3,0	32	0	2-8-45+2-9-50+2-11-63	% 5 1000 275 560	-	-	-

% Sonderpreis / Sale Artikel. Lieferbar solange Vorrat. Special price / sale article. While stocks last.

Weitere Abmessungen auf Anfrage · Other dimensions are available on request



Karnasch® METALLKREISSÄGEBLÄTTER METAL CIRCULAR SAW BLADES

Anwendung siehe Seite
Application see page

1116



1117



1118



1119



					5 1000	5 1040	5 1300	5 1340
					HSS-DMo5 Dampfbehandelt Steam treated	HSS-DMo5 Kx-Beschichtet Kx-coated	HSS-Co5 Dampfbehandelt Steam treated	HSS-Co5 Kx-Beschichtet Kx-coated
					Art.	Art.	Art.	Art.
			BW 					
			HZ 					
275	3,0	32	220 BW	2-8-45+2-9-50+2-11-63	% 5 1000 275 570	-	-	-
275	3,0	32	140 HZ	2-8-45+2-9-50+2-11-63	-	-	-	-
275	3,0	32	110 HZ	2-8-45+2-9-50+2-11-63	-	-	-	-
275	3,0	32	0	4-9-50 + 4-11-63	% 5 1000 275 600	-	-	-
275	3,0	40	0	2-8-55 + 4-12-64	% 5 1000 275 610	-	-	-
275	3,0	40	220 BW	2-8-55 + 4-12-64	% 5 1000 275 620	-	-	-
300	1,6	32	0	2-8-45+2-9-50+2-11-63	● 5 1000 300 010	-	● 5 1300 300 010	-
300	1,6	32	300 BW	2-8-45+2-9-50+2-11-63	● 5 1000 300 020	-	-	-
300	1,6	32	220 BW	2-8-45+2-9-50+2-11-63	● 5 1000 300 030	-	-	-
300	1,6	32	180 BW	2-8-45+2-9-50+2-11-63	% 5 1000 300 040	-	-	-
300	2,0	32	0	2-8-45+2-9-50+2-11-63	● 5 1000 300 050	-	● 5 1300 300 050	-
300	2,0	32	300 BW	2-8-45+2-9-50+2-11-63	● 5 1000 300 060	-	-	-
300	2,0	32	220 BW	2-8-45+2-9-50+2-11-63	● 5 1000 300 070	-	-	-
300	2,0	32	180 BW	2-8-45+2-9-50+2-11-63	● 5 1000 300 080	-	-	-
300	2,5	32	0	2-8-45+2-9-50+2-11-63	● 5 1000 300 090	-	● 5 1300 300 090	-
300	2,5	32	220 BW	2-8-45+2-9-50+2-11-63	● 5 1000 300 100	● 5 1040 300 100	● 5 1300 300 100	● 5 1340 300 100
300	2,5	32	200 BW	2-8-45+2-9-50+2-11-63	● 5 1000 300 110	% 5 1040 300 110	● 5 1300 300 110	● 5 1340 300 110
300	2,5	32	180 BW	2-8-45+2-9-50+2-11-63	● 5 1000 300 120	● 5 1040 300 120	● 5 1300 300 120	-
300	2,5	32	160 HZ	2-8-45+2-9-50+2-11-63	● 5 1000 300 130	% 5 1040 300 130	● 5 1300 300 130	● 5 1340 300 130
300	2,5	32	120 HZ	2-8-45+2-9-50+2-11-63	● 5 1000 300 140	● 5 1040 300 140	● 5 1300 300 140	-
300	2,5	32	100 HZ	2-8-45+2-9-50+2-11-63	● 5 1000 300 150	-	-	-
300	2,5	32	0	-	% 5 1000 300 160	-	-	-
300	2,5	32	220 BW	-	-	-	-	-
300	2,5	32	200 BW	-	% 5 1000 300 180	-	-	-
300	2,5	32	160 HZ	-	% 5 1000 300 190	-	-	-
300	2,5	32	120 HZ	-	% 5 1000 300 200	-	-	-
300	2,5	40	0	2-8-55 + 4-12-64	● 5 1000 300 210	-	● 5 1300 300 210	-
300	2,5	40	220 BW	2-8-55 + 4-12-64	● 5 1000 300 220	● 5 1040 300 220	● 5 1300 300 220	● 5 1340 300 220
300	2,5	40	200 BW	2-8-55 + 4-12-64	● 5 1000 300 230	% 5 1040 300 230	● 5 1300 300 230	-
300	2,5	40	180 BW	2-8-55 + 4-12-64	● 5 1000 300 240	-	● 5 1300 300 240	% 5 1340 300 240
300	2,5	40	160 HZ	2-8-55 + 4-12-64	● 5 1000 300 250	● 5 1040 300 250	● 5 1300 300 250	● 5 1340 300 250
300	2,5	40	120 HZ	2-8-55 + 4-12-64	● 5 1000 300 260	● 5 1040 300 260	● 5 1300 300 260	-
300	2,5	40	100 HZ	2-8-55 + 4-12-64	● 5 1000 300 270	-	-	-
300	3,0	32	160 HZ	2-8-45+2-9-50+2-11-63	-	-	-	-
300	3,0	32	120 HZ	2-8-45+2-9-50+2-11-63	% 5 1000 300 290	-	-	-
300	3,0	32	0	-	% 5 1000 300 300	-	-	-
300	3,0	40	0	2-8-55 + 4-12-64	% 5 1000 300 310	-	-	-
300	3,0	40	160 HZ	2-8-55 + 4-12-64	-	-	-	-
300	3,0	40	120 HZ	2-8-55 + 4-12-64	-	-	-	-
315	1,6	32	0	2-8-45+2-9-50+2-11-63	● 5 1000 315 010	-	● 5 1300 315 010	-
315	1,6	32	300 BW	2-8-45+2-9-50+2-11-63	● 5 1000 315 020	-	-	-
315	1,6	32	240 BW	2-8-45+2-9-50+2-11-63	● 5 1000 315 030	-	-	-
315	1,6	32	220 BW	2-8-45+2-9-50+2-11-63	% 5 1000 315 040	-	-	-
315	1,6	32	200 BW	2-8-45+2-9-50+2-11-63	% 5 1000 315 050	-	-	-
315	1,6	40	0	2-8-55 + 4-12-64	● 5 1000 315 060	-	● 5 1300 315 060	-
315	1,6	40	300 BW	2-8-55 + 4-12-64	● 5 1000 315 070	-	-	-
315	1,6	40	240 BW	2-8-55 + 4-12-64	% 5 1000 315 080	-	-	-
315	1,6	40	220 BW	2-8-55 + 4-12-64	% 5 1000 315 090	-	-	-
315	1,6	40	200 BW	2-8-55 + 4-12-64	● 5 1000 315 100	-	-	-
315	2,0	32	0	2-8-45+2-9-50+2-11-63	● 5 1000 315 110	-	● 5 1300 315 110	-
315	2,0	32	300 BW	2-8-45+2-9-50+2-11-63	● 5 1000 315 120	-	-	-
315	2,0	32	240 BW	2-8-45+2-9-50+2-11-63	● 5 1000 315 130	-	-	-
315	2,0	32	220 BW	2-8-45+2-9-50+2-11-63	● 5 1000 315 140	-	-	-
315	2,0	32	200 BW	2-8-45+2-9-50+2-11-63	● 5 1000 315 150	-	-	-
315	2,0	32	180 BW	2-8-45+2-9-50+2-11-63	● 5 1000 315 160	-	-	-
315	2,0	40	0	2-8-55 + 4-12-64	● 5 1000 315 170	-	● 5 1300 315 170	-

% Sonderpreis / Sale Artikel. Lieferbar solange Vorrat. Special price / sale article. While stocks last.

Weitere Abmessungen auf Anfrage · Other dimensions are available on request



Karnasch® METALLKREISSÄGEBLÄTTER METAL CIRCULAR SAW BLADES

Anwendung siehe Seite
Application see page

1116



1117



1118



1119



		BW		HZ		5 1000	5 1040	5 1300	5 1340
						HSS-DMo5 Dampfbehandelt Steam treated	HSS-DMo5 Kx-Beschichtet Kx-coated	HSS-Co5 Dampfbehandelt Steam treated	HSS-Co5 Kx-Beschichtet Kx-coated
						Art.	Art.	Art.	Art.
350	2,5	32	140 HZ	2-8-45+2-9-50+2-11-63		● 5 1000 350 130	-	-	-
350	2,5	32	120 HZ	2-8-45+2-9-50+2-11-63		● 5 1000 350 140	-	-	-
350	2,5	40	0	2-8-55+4-12-64		● 5 1000 350 150	-	● 5 1300 350 150	-
350	2,5	40	350 BW	2-8-55+4-12-64	%	● 5 1000 350 160	% 5 1040 350 160	● 5 1300 350 160	● 5 1340 350 160
350	2,5	40	280 BW	2-8-55+4-12-64		● 5 1000 350 170	% 5 1040 350 170	● 5 1300 350 170	● 5 1340 350 170
350	2,5	40	240 BW	2-8-55+4-12-64		● 5 1000 350 180	● 5 1040 350 180	● 5 1300 350 180	● 5 1340 350 180
350	2,5	40	220 BW	2-8-55+4-12-64		● 5 1000 350 190	● 5 1040 350 190	● 5 1300 350 190	● 5 1340 350 190
350	2,5	40	180 HZ	2-8-55+4-12-64		● 5 1000 350 200	● 5 1040 350 200	● 5 1300 350 200	% 5 1340 350 200
350	2,5	40	160 HZ	2-8-55+4-12-64		● 5 1000 350 205	● 5 1040 350 205	● 5 1300 350 205	● 5 1340 350 205
350	2,5	40	120 HZ	2-8-55 + 4-12-64		-	-	-	-
350	2,5	50	0	4-15-80 + 4-14-85	%	● 5 1000 350 210	-	-	-
350	2,5	50	220 BW	4-15-80 + 4-14-85	%	● 5 1000 350 220	-	-	-
350	2,5	50	160 HZ	4-15-80 + 4-14-85		-	-	-	-
350	2,5	50	120 HZ	4-15-80 + 4-14-85	%	● 5 1000 350 240	-	-	-
350	2,5	50	100 HZ	4-15-80 + 4-14-85	%	● 5 1000 350 250	-	-	-
350	3,0	32	0	2-8-45+2-9-50+2-11-63		● 5 1000 350 260	-	● 5 1300 350 260	-
350	3,0	32	280 BW	2-8-45+2-9-50+2-11-63		● 5 1000 350 270	% 5 1040 350 270	● 5 1300 350 270	● 5 1340 350 270
350	3,0	32	240 BW	2-8-45+2-9-50+2-11-63	%	● 5 1000 350 280	% 5 1040 350 280	% 5 1300 350 280	% 5 1340 350 280
350	3,0	32	220 BW	2-8-45+2-9-50+2-11-63		● 5 1000 350 290	● 5 1040 350 290	● 5 1300 350 290	● 5 1340 350 290
350	3,0	32	200 BW	2-8-45+2-9-50+2-11-63		● 5 1000 350 300	% 5 1040 350 300	● 5 1300 350 300	% 5 1340 350 300
350	3,0	32	180 HZ	2-8-45+2-9-50+2-11-63		● 5 1000 350 310	● 5 1040 350 310	● 5 1300 350 310	● 5 1340 350 310
350	3,0	32	160 HZ	2-8-45+2-9-50+2-11-63		● 5 1000 350 320	% 5 1040 350 320	● 5 1300 350 320	% 5 1340 350 320
350	3,0	32	140 HZ	2-8-45+2-9-50+2-11-63		● 5 1000 350 330	● 5 1040 350 330	% 5 1300 350 330	-
350	3,0	32	120 HZ	2-8-45+2-9-50+2-11-63		● 5 1000 350 340	% 5 1040 350 340	% 5 1300 350 340	-
350	3,0	40	0	2-8-55+4-12-64		● 5 1000 350 350	-	● 5 1300 350 350	-
350	3,0	40	280 BW	2-8-55+4-12-64		● 5 1000 350 360	● 5 1040 350 360	● 5 1300 350 360	● 5 1340 350 360
350	3,0	40	240 BW	2-8-55+4-12-64	%	● 5 1000 350 370	% 5 1040 350 370	% 5 1300 350 370	● 5 1340 350 370
350	3,0	40	220 BW	2-8-55+4-12-64		● 5 1000 350 380	% 5 1040 350 380	● 5 1300 350 380	● 5 1340 350 380
350	3,0	40	200 BW	2-8-55+4-12-64		● 5 1000 350 390	% 5 1040 350 390	● 5 1300 350 390	● 5 1340 350 390
350	3,0	40	180 HZ	2-8-55+4-12-64		● 5 1000 350 400	● 5 1040 350 400	● 5 1300 350 400	● 5 1340 350 400
350	3,0	40	160 HZ	2-8-55+4-12-64		● 5 1000 350 410	% 5 1040 350 410	● 5 1300 350 410	● 5 1340 350 410
350	3,0	40	140 HZ	2-8-55+4-12-64		● 5 1000 350 420	● 5 1040 350 420	● 5 1300 350 420	● 5 1340 350 420
350	3,0	40	120 HZ	2-8-55+4-12-64		● 5 1000 350 430	-	● 5 1300 350 430	-
350	3,0	40	110 HZ	2-8-55+4-12-64		● 5 1000 350 440	● 5 1040 350 440	% 5 1300 350 440	-
350	3,0	40	90 HZ	2-8-55+4-12-64		● 5 1000 350 450	● 5 1040 350 450	● 5 1300 350 450	-
350	3,0	50	0	4-15-80 + 4-14-85		● 5 1000 350 460	-	● 5 1300 350 460	-
350	3,0	50	220 BW	4-15-80 + 4-14-85		● 5 1000 350 470	% 5 1040 350 470	● 5 1300 350 470	-
350	3,0	50	180 HZ	4-15-80 + 4-14-85	%	● 5 1000 350 480	-	% 5 1300 350 480	-
350	3,0	50	160 HZ	4-15-80 + 4-14-85		● 5 1000 350 490	% 5 1040 350 490	● 5 1300 350 490	-
350	3,0	50	140 HZ	4-15-80 + 4-14-85		● 5 1000 350 500	-	% 5 1300 350 500	-
350	3,0	50	120 HZ	4-15-80 + 4-14-85		● 5 1000 350 510	% 5 1040 350 510	● 5 1300 350 510	-
350	3,0	50	100 HZ	4-15-80 + 4-14-85	%	● 5 1000 350 520	% 5 1040 350 520	-	-
360	3,5	50	0	4-15-80 + 4-14-85	%	● 5 1000 360 010	-	-	-
360	3,5	50	120 HZ	4-15-80 + 4-14-85		-	-	-	-
370	2,5	32	0	2-8-45+2-9-50+2-11-63		● 5 1000 370 010	-	● 5 1300 370 010	-
370	2,5	32	220 BW	2-8-45+2-9-50+2-11-63		● 5 1000 370 020	-	-	-
370	2,5	32	160 HZ	2-8-45+2-9-50+2-11-63		● 5 1000 370 030	-	-	-
370	2,5	32	120 HZ	2-8-45+2-9-50+2-11-63		● 5 1000 370 040	-	-	-
370	2,5	40	0	2-8-55+4-12-64		● 5 1000 370 050	-	● 5 1300 370 050	-
370	2,5	40	220 BW	2-8-55+4-12-64		● 5 1000 370 060	-	-	-
370	2,5	40	160 HZ	2-8-55+4-12-64		● 5 1000 370 070	-	-	-
370	2,5	40	120 HZ	2-8-55+4-12-64	%	● 5 1000 370 080	-	-	-
370	2,5	50	0	4-15-80 + 4-14-85		● 5 1000 370 090	-	● 5 1300 370 090	-
370	2,5	50	220 BW	4-15-80 + 4-14-85		● 5 1000 370 100	-	-	-
370	2,5	50	160 HZ	4-15-80 + 4-14-85	%	● 5 1000 370 110	-	-	-
370	2,5	50	120 HZ	4-15-80 + 4-14-85	%	● 5 1000 370 120	-	-	-

% Sonderpreis / Sale Artikel. Lieferbar solange Vorrat. Special price / sale article. While stocks last.

Weitere Abmessungen auf Anfrage · Other dimensions are available on request



Anwendung siehe Seite
Application see page

1116



1117



1118



1119



					5 1000 HSS-DMo5 Dampfbehandelt Steam treated	5 1040 HSS-DMo5 Kx-Beschichtet Kx-coated	5 1300 HSS-Co5 Dampfbehandelt Steam treated	5 1340 HSS-Co5 Kx-Beschichtet Kx-coated
					Art.	Art.	Art.	Art.
					● 5 1000 370 130	-	● 5 1300 370 130	-
370	3,0	40	0	2-8-55+4-12-64	● 5 1000 370 140	-	-	-
370	3,0	40	220 BW	2-8-55+4-12-64	● 5 1000 370 150	-	-	-
370	3,0	40	160 HZ	2-8-55+4-12-64	● 5 1000 370 160	-	-	-
370	3,0	40	120 HZ	2-8-55+4-12-64	● 5 1000 370 170	-	-	-
370	3,0	50	0	4-15-80 + 4-14-85	● 5 1000 370 180	⊗ 5 1040 370 180	● 5 1300 370 180	-
370	3,0	50	220 BW	4-15-80 + 4-14-85	● 5 1000 370 190	● 5 1040 370 190	● 5 1300 370 190	-
370	3,0	50	160 HZ	4-15-80 + 4-14-85	● 5 1000 370 200	⊗ 5 1040 370 200	● 5 1300 370 200	-
370	3,0	50	100 HZ	4-15-80 + 4-14-85	● 5 1000 370 210	● 5 1040 370 210	● 5 1300 370 210	-
400	2,5	32	0	2-8-45+2-9-50+2-11-63	● 5 1000 400 010	-	● 5 1300 400 010	-
400	2,5	32	240 BW	2-8-45+2-9-50+2-11-63	⊗ 5 1000 400 020	-	-	-
400	2,5	32	200 HZ	2-8-45+2-9-50+2-11-63	⊗ 5 1000 400 030	-	-	-
400	2,5	32	160 HZ	2-8-45+2-9-50+2-11-63	⊗ 5 1000 400 040	-	-	-
400	2,5	50	0	4-15-80+4-14-85	⊗ 5 1000 400 050	-	● 5 1300 400 050	-
400	2,5	50	240 BW	4-15-80+4-14-85	● 5 1000 400 060	-	-	-
400	2,5	50	200 HZ	4-15-80+4-14-85	⊗ 5 1000 400 070	-	-	-
400	2,5	50	160 HZ	4-15-80+4-14-85	● 5 1000 400 080	-	-	-
400	3,0	32	0	2-8-45+2-9-50+2-11-63	● 5 1000 400 090	-	● 5 1300 400 090	-
400	3,0	32	200 HZ	2-8-45+2-9-50+2-11-63	● 5 1000 400 100	-	-	-
400	3,0	32	160 HZ	2-8-45+2-9-50+2-11-63	⊗ 5 1000 400 110	-	-	-
400	3,0	32	120 HZ	2-8-45+2-9-50+2-11-63	⊗ 5 1000 400 120	-	-	-
400	3,0	32	100 HZ	2-8-45+2-9-50+2-11-63	⊗ 5 1000 400 130	-	-	-
400	3,0	40	0	2-8-55+4-12-64	● 5 1000 400 140	-	● 5 1300 400 140	-
400	3,0	40	200 HZ	2-8-55+4-12-64	● 5 1000 400 150	-	⊗ 5 1300 400 150	-
400	3,0	40	160 HZ	2-8-55+4-12-64	● 5 1000 400 160	-	● 5 1300 400 160	-
400	3,0	40	120 HZ	2-8-55+4-12-64	⊗ 5 1000 400 170	-	⊗ 5 1300 400 170	-
400	3,0	40	100 HZ	2-8-55+4-12-64	● 5 1000 400 180	-	⊗ 5 1300 400 180	-
400	3,0	50	0	4-15-80+4-14-85	● 5 1000 400 190	-	⊗ 5 1300 400 190	-
400	3,0	50	200 HZ	4-15-80+4-14-85	● 5 1000 400 200	-	● 5 1300 400 200	-
400	3,0	50	160 HZ	4-15-80+4-14-85	● 5 1000 400 210	-	⊗ 5 1300 400 210	-
400	3,0	50	120 HZ	4-15-80+4-14-85	● 5 1000 400 220	-	● 5 1300 400 220	-
400	3,0	50	100 HZ	4-15-80+4-14-85	● 5 1000 400 230	-	● 5 1300 400 230	-
400	3,5	40	0	2-15-80 + 4-12-64	-	-	-	-
400	3,5	40	160 HZ	2-15-80 + 4-12-64	-	-	-	-
400	3,5	40	120 HZ	2-15-80 + 4-12-64	⊗ 5 1000 400 260	-	-	-
400	3,5	50	0	4-15-80+4-14-85	● 5 1000 400 270	-	● 5 1300 400 270	-
400	3,5	50	200 HZ	4-15-80+4-14-85	● 5 1000 400 280	-	● 5 1300 400 280	-
400	3,5	50	160 HZ	4-15-80+4-14-85	● 5 1000 400 290	-	● 5 1300 400 290	-
400	3,5	50	120 HZ	4-15-80+4-14-85	● 5 1000 400 300	-	-	-
400	3,5	50	100 HZ	4-15-80+4-14-85	● 5 1000 400 310	-	⊗ 5 1300 400 310	-
400	4,0	40	0	2-15-80 + 4-12-64	⊗ 5 1000 400 320	-	⊗ 5 1300 400 320	-
400	4,0	40	200 HZ	2-15-80 + 4-12-64	⊗ 5 1000 400 330	-	-	-
400	4,0	40	120 HZ	2-15-80 + 4-12-64	⊗ 5 1000 400 340	-	-	-
400	4,0	40	100 HZ	2-15-80 + 4-12-64	-	-	-	-
400	4,0	50	0	4-15-80+4-14-85	● 5 1000 400 360	-	● 5 1300 400 360	-
400	4,0	50	200 HZ	4-15-80+4-14-85	● 5 1000 400 370	-	⊗ 5 1300 400 370	-
400	4,0	50	160 HZ	4-15-80+4-14-85	● 5 1000 400 380	-	● 5 1300 400 380	-
400	4,0	50	120 HZ	4-15-80+4-14-85	● 5 1000 400 390	-	● 5 1300 400 390	-
400	4,0	50	100 HZ	4-15-80+4-14-85	● 5 1000 400 400	-	● 5 1300 400 400	-
425	3,0	40	0	2-15-80 + 2-15-100 + 4-12-64	⊗ 5 1000 425 010	-	-	-
425	3,0	40	160 HZ	2-15-80 + 2-15-100 + 4-12-64	⊗ 5 1000 425 020	-	-	-
425	3,0	40	120 HZ	2-15-80 + 2-15-100 + 4-12-64	⊗ 5 1000 425 030	-	-	-
425	3,0	50	0	4-15-80+4-14-85	● 5 1000 425 040	-	● 5 1300 425 040	-
425	3,0	50	220 HZ	4-15-80+4-14-85	● 5 1000 425 050	-	-	-
425	3,0	50	160 HZ	4-15-80+4-14-85	● 5 1000 425 060	-	-	-
425	3,0	50	120 HZ	4-15-80+4-14-85	⊗ 5 1000 425 070	-	-	-

⊗ Sonderpreis / Sale Artikel. Lieferbar solange Vorrat. Special price / sale article. While stocks last.

Weitere Abmessungen auf Anfrage · Other dimensions are available on request



Karnasch® METALLKREISSÄGEBLÄTTER METAL CIRCULAR SAW BLADES

Anwendung siehe Seite
Application see page

1116



1117



1118



1119



					5 1000 HSS-DMo5 Dampfbehandelt Steam treated	5 1040 HSS-DMo5 Kx-Beschichtet Kx-coated	5 1300 HSS-Co5 Dampfbehandelt Steam treated	5 1340 HSS-Co5 Kx-Beschichtet Kx-coated
					Art.	Art.	Art.	Art.
			BW 		● 5 1000 425 080	-	● 5 1300 425 080	-
425	3,5	40	0	2-15-80 + 2-15-100 + 4-12-64	● 5 1000 425 090	-	-	-
425	3,5	40	220 HZ	2-15-80 + 2-15-100 + 4-12-64	● 5 1000 425 100	-	-	-
425	3,5	40	160 HZ	2-15-80 + 2-15-100 + 4-12-64	● 5 1000 425 110	-	● 5 1300 425 110	-
425	3,5	50	0	4-15-80+4-14-85	● 5 1000 425 120	-	-	-
425	3,5	50	220 HZ	4-15-80+4-14-85	● 5 1000 425 130	-	-	-
425	3,5	50	160 HZ	4-15-80+4-14-85	-	-	-	-
425	3,5	50	120 HZ	4-15-80+4-14-85	● 5 1000 425 150	-	● 5 1300 425 150	-
425	4,0	40	0	2-15-80 + 2-15-100 + 4-12-64	● 5 1000 425 160	-	-	-
425	4,0	40	220 HZ	2-15-80 + 2-15-100 + 4-12-64	● 5 1000 425 170	-	-	-
425	4,0	40	160 HZ	2-15-80 + 2-15-100 + 4-12-64	-	-	-	-
425	4,0	40	120 HZ	2-15-80 + 2-15-100 + 4-12-64	● 5 1000 425 190	-	● 5 1300 425 190	-
425	4,0	50	0	4-15-80+4-14-85	-	-	-	-
425	4,0	50	76 HZ	4-15-80+4-14-85	-	-	-	-
450	3,0	40	0	2-15-80 + 2-15-100 + 4-12-64	● 5 1000 450 010	-	● 5 1300 450 010	-
450	3,0	40	240 HZ	2-15-80 + 2-15-100 + 4-12-64	● 5 1000 450 020	-	-	-
450	3,0	40	200 HZ	2-15-80 + 2-15-100 + 4-12-64	● 5 1000 450 030	-	-	-
450	3,0	40	180 HZ	2-15-80 + 2-15-100 + 4-12-64	● 5 1000 450 040	-	-	-
450	3,0	40	160 HZ	2-15-80 + 2-15-100 + 4-12-64	● 5 1000 450 050	-	-	-
450	3,0	40	120 HZ	2-15-80 + 2-15-100 + 4-12-64	● 5 1000 450 060	-	-	-
450	3,0	50	0	4-15-80+4-14-85	● 5 1000 450 070	-	● 5 1300 450 070	-
450	3,0	50	240 HZ	4-15-80+4-14-85	● 5 1000 450 080	-	-	-
450	3,0	50	200 HZ	4-15-80+4-14-85	● 5 1000 450 090	-	-	-
450	3,0	50	180 HZ	4-15-80+4-14-85	● 5 1000 450 100	-	-	-
450	3,0	50	160 HZ	4-15-80+4-14-85	● 5 1000 450 110	-	-	-
450	3,0	50	120 HZ	4-15-80+4-14-85	● 5 1000 450 120	-	-	-
450	3,5	40	0	2-15-80 + 2-15-100 + 4-12-64	● 5 1000 450 130	-	● 5 1300 450 130	-
450	3,5	40	240 HZ	2-15-80 + 2-15-100 + 4-12-64	● 5 1000 450 140	-	● 5 1300 450 140	-
450	3,5	40	200 HZ	2-15-80 + 2-15-100 + 4-12-64	● 5 1000 450 150	-	-	-
450	3,5	40	180 HZ	2-15-80 + 2-15-100 + 4-12-64	● 5 1000 450 160	-	-	-
450	3,5	40	160 HZ	2-15-80 + 2-15-100 + 4-12-64	● 5 1000 450 170	-	-	-
450	3,5	40	120 HZ	2-15-80 + 2-15-100 + 4-12-64	● 5 1000 450 180	-	-	-
450	3,5	50	0	4-15-80+4-14-85	● 5 1000 450 190	-	● 5 1300 450 190	-
450	3,5	50	240 HZ	4-15-80+4-14-85	● 5 1000 450 200	-	-	-
450	3,5	50	200 HZ	4-15-80+4-14-85	● 5 1000 450 210	-	-	-
450	3,5	50	180 HZ	4-15-80+4-14-85	● 5 1000 450 220	-	-	-
450	3,5	50	160 HZ	4-15-80+4-14-85	● 5 1000 450 230	-	-	-
450	3,5	50	120 HZ	4-15-80+4-14-85	● 5 1000 450 240	-	-	-
450	4,0	40	0	2-15-80 + 2-15-100 + 4-12-64	● 5 1000 450 250	-	● 5 1300 450 250	-
450	4,0	40	240 HZ	2-15-80 + 2-15-100 + 4-12-64	● 5 1000 450 260	-	-	-
450	4,0	40	200 HZ	2-15-80 + 2-15-100 + 4-12-64	● 5 1000 450 270	-	-	-
450	4,0	40	180 HZ	2-15-80 + 2-15-100 + 4-12-64	● 5 1000 450 280	-	-	-
450	4,0	40	160 HZ	2-15-80 + 2-15-100 + 4-12-64	● 5 1000 450 290	-	-	-
450	4,0	40	120 HZ	2-15-80 + 2-15-100 + 4-12-64	● 5 1000 450 300	-	-	-
450	4,0	50	0	4-15-80+4-14-85	● 5 1000 450 310	-	● 5 1300 450 310	-
450	4,0	50	240 HZ	4-15-80+4-14-85	● 5 1000 450 320	-	-	-
450	4,0	50	180 HZ	4-15-80+4-14-85	● 5 1000 450 330	-	-	-
450	4,0	50	120 HZ	4-15-80+4-14-85	● 5 1000 450 340	-	-	-
500	4,0	40	0	2-15-80 + 2-15-100 + 4-12-64	● 5 1000 500 010	-	● 5 1300 500 010	-
500	4,0	40	260 HZ	2-15-80 + 2-15-100 + 4-12-64	-	-	-	-

● Sonderpreis / Sale Artikel. Lieferbar solange Vorrat. Special price / sale article. While stocks last.

Weitere Abmessungen auf Anfrage · Other dimensions are available on request

1128

INDUSTRIAL TOOLS DIVISION

Weitere Informationen erhalten Sie telefonisch unter +49 33675-7265-0 oder schreiben Sie eine Mail an mail@karnasch.tools.
For more informations please call +49 33675-7265-0 send a mail to mail@karnasch.tools.

- 1
- 2
- 3
- 4
- 5
- 6
- 7
- 8
- 9
- 10

Index